



Equipments & Services College 2017 February Index

French Index remained stable on February being slightly under January one by – 4 %. It has not to be considered as a big issue as generally February index is always below January. Sequentially, both Electronic goods & equipments and Export indices increased, balanced by Production Machines & Services index that decreased, trust index being steady.

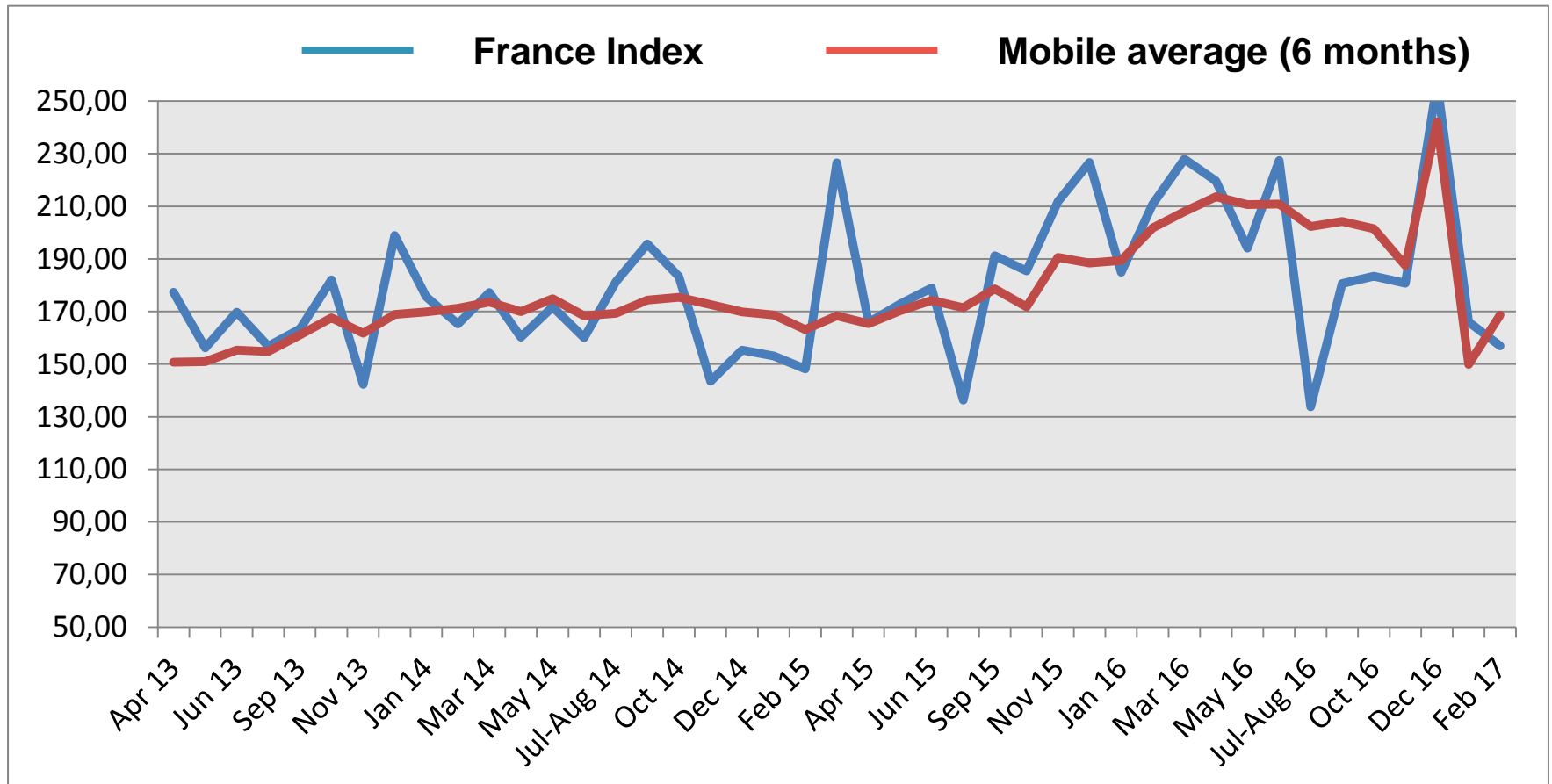
Then no threat at all !

About « hot actuality in France » one must regret that none among the 11 candidates to the French Presidency election expresses some significant interest on Industry and more particularly on Electronics, which is not an amazing news unfortunately !

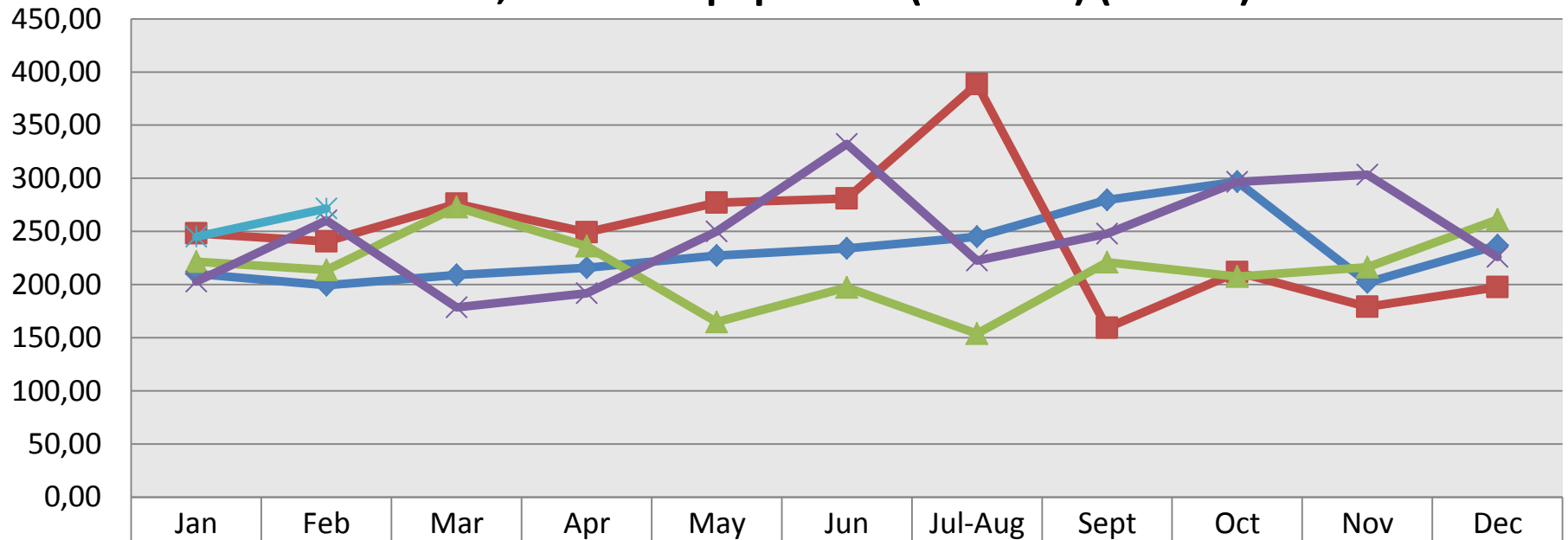
Pierre-Jean ALBRIEUX, Head of College

Trust Index		France index evolution versus January 2017										Book to Bill
5.21		- 4%										1.052
	Feb 16	Mar 16	April 16	May 16	June 16	Jul-A 16	Sept 16	Oct 16	Nov 16	Dec 16	Jan 17	Feb 17
France Index	210,88	227,93	219,60	194,14	227,43	133,77	180,59	183,39	180,75	256,9	166	156.9
Mobile average 6 months	201,81	207,93	213,63	210,68	210,82	202,29	204,26	201,49	187,45	242,1	149.9	168.7

2017 February Index



Electronic Goods, Tools & Equipments (<5 000€) (France)

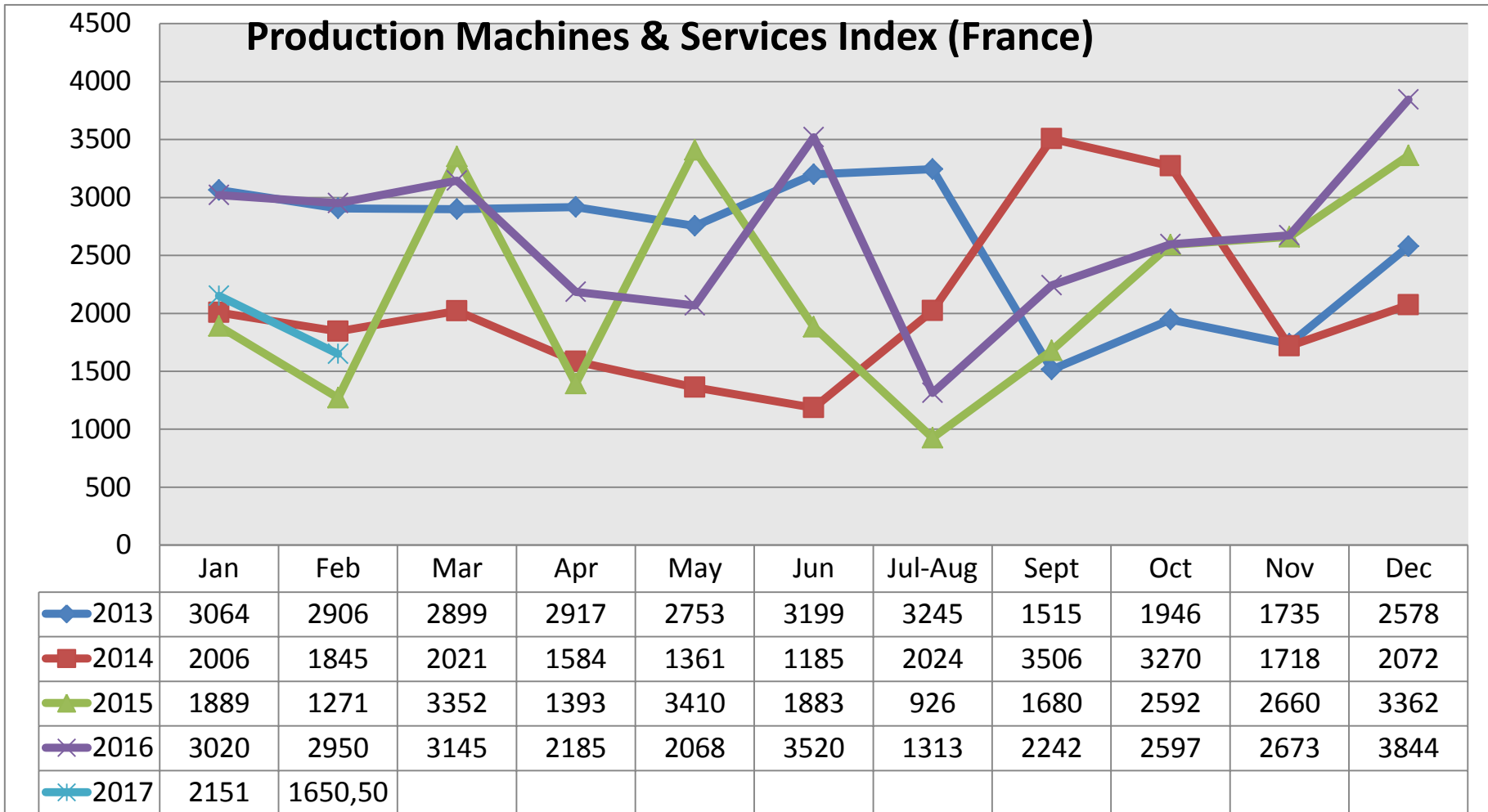


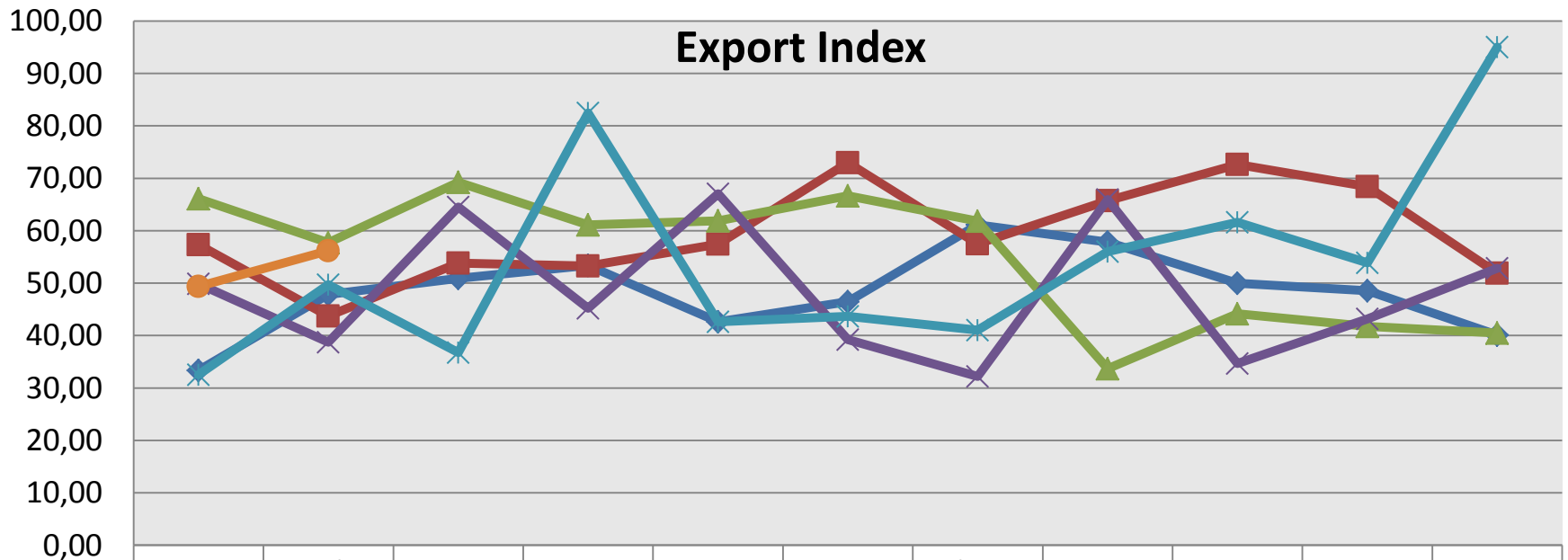
	Jan	Feb	Mar	Apr	May	Jun	Jul-Aug	Sept	Oct	Nov	Dec
2013	210,02	199,46	209,13	215,82	227,22	234,09	244,94	279,53	296,72	202,12	236,92
2014	248,13	240,60	276,00	249,13	277,02	280,86	388,62	159,30	211,56	179,14	197,64
2015	221,54	213,82	272,97	236,20	164,71	197,42	153,75	221,13	207,46	216,23	261,21
2016	202,82	260,35	178,69	191,96	250,07	332,19	222,55	247,97	296,55	303,43	226,04
2017	245,10	271,50									



ACSIEL : Equipments & Services

2017 February Index

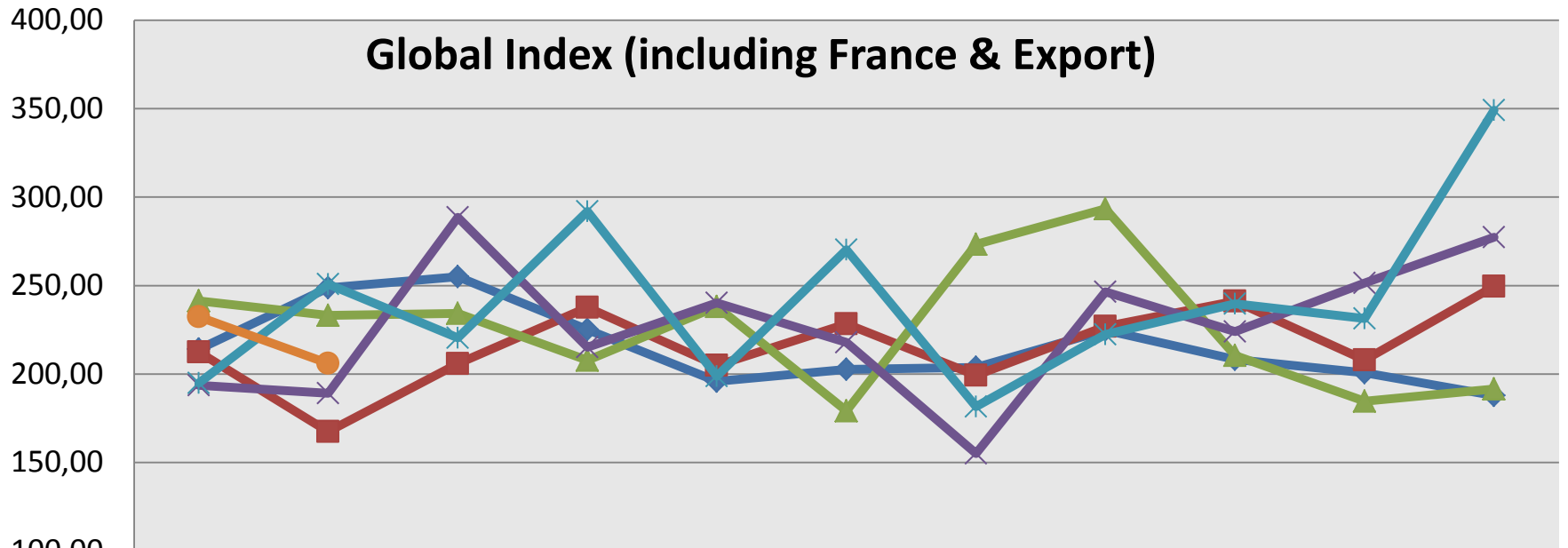




	Jan	Feb	Mar	Apr	May	Jun	Jul-Aug	Sept	Oct	Nov	Dec
2012	33,34	47,86	50,89	53,38	42,60	46,48	61,13	57,83	49,99	48,54	40,09
2013	57,33	43,71	53,83	53,26	57,42	72,97	57,51	65,70	72,64	68,40	51,88
2014	66,13	57,69	69,26	61,14	61,86	66,65	61,84	33,67	44,15	41,76	40,50
2015	49,86	38,74	64,50	45,23	67,03	39,25	32,18	65,92	34,67	43,19	52,82
2016	32,53	49,71	36,73	82,47	42,65	43,68	41,02	56,03	61,59	53,88	95,00
2017	49,40	56,20									



Global Index (including France & Export)



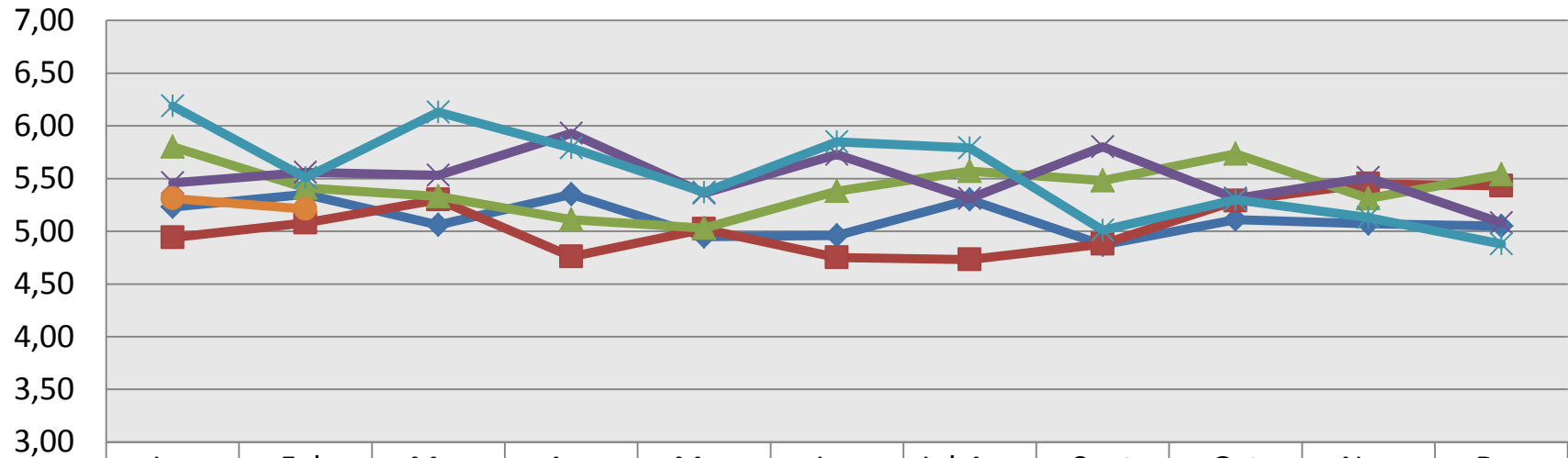
	Jan	Feb	Mar	Apr	May	Jun	Jul-Aug	Sept	Oct	Nov	Dec
2012	214,05	248,69	254,93	225,13	195,88	202,54	203,81	224,76	208,16	200,74	187,77
2013	212,34	167,47	205,88	237,66	204,89	228,38	199,27	226,82	241,24	207,94	249,58
2014	241,27	233,14	234,25	207,82	238,08	179,12	273,33	293,37	210,55	184,61	191,46
2015	193,67	189,05	288,52	215,16	240,20	217,82	155,07	246,45	223,90	251,38	277,37
2016	194,94	250,80	220,50	291,95	198,77	270,25	181,56	222,33	239,77	231,44	349,15
2017	232,31	206,00									



ACSIEL : Equipments & Services

2017 February Index

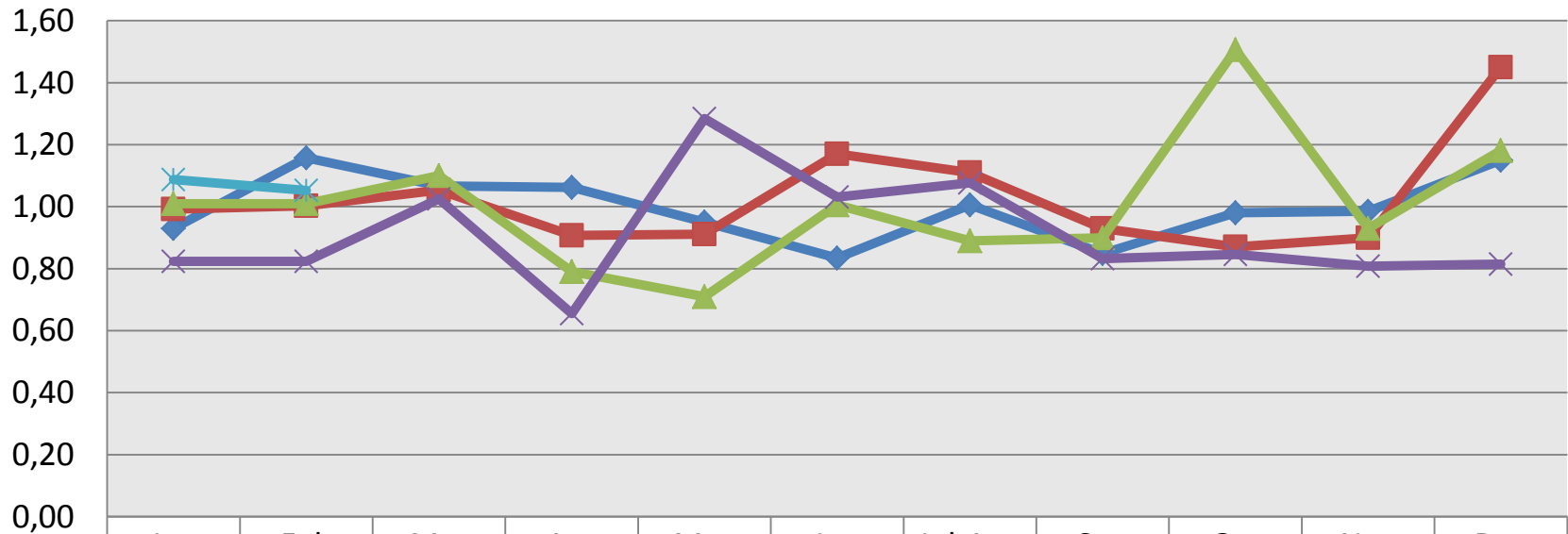
Trust Index



	Jan	Feb	Mar	Apr	May	Jun	Jul-Aug	Sept	Oct	Nov	Dec
◆ 2012	5,23	5,35	5,06	5,35	4,95	4,96	5,30	4,87	5,11	5,07	5,05
■ 2013	4,94	5,08	5,30	4,76	5,02	4,75	4,73	4,88	5,29	5,45	5,43
▲ 2014	5,80	5,41	5,33	5,11	5,03	5,38	5,57	5,48	5,74	5,31	5,54
✕ 2015	5,46	5,56	5,53	5,93	5,36	5,73	5,31	5,80	5,31	5,51	5,08
✱ 2016	6,19	5,51	6,13	5,79	5,37	5,85	5,79	5,01	5,30	5,13	4,88
● 2017	5,31	5,21									



Book to Bill



	Jan	Feb	Mar	Apr	May	Jun	Jul-Aug	Sep	Oct	Nov	Dec
2013	0,93	1,16	1,07	1,06	0,95	0,83	1,01	0,85	0,98	0,99	1,15
2014	0,99	1,00	1,05	0,91	0,91	1,17	1,11	0,93	0,87	0,90	1,45
2015	1,01	1,01	1,10	0,79	0,71	1,01	0,89	0,90	1,51	0,93	1,181
2016	0,824	0,824	1,025	0,655	1,284	1,031	1,077	0,832	0,846	0,808	0,815
2017	1,088	1,052									

